

FLORIDA
GRADE-LEVEL
READING
CAMPAIGN



AN INITIATIVE OF THE
FLORIDA CHILDREN'S COUNCIL

Bright Spots  *Silver Linings*
GLR WEEK 2021 JULY 26-30

**Strategic Use of the Florida Gap Map in
Supporting Third Grade Reading Proficiency**

**July 29, 2021
1-2pm**



GLR WEEK 2021 JULY 26–30
Bright Spots and Silver Linings

Hosted & Moderated by:

Jenn Faber

Director of Grade-Level Reading, Florida Children's Council

Welcome to our Presenters:

Dr. Jerry Parrish

Chief Economist & Director of Research, Florida Chamber Foundation

Kyle Baltuch

Sr VP Equality of Opportunity, Florida Chamber Foundation



A man with a grey beard and mustache, wearing a dark blue pinstriped suit, white shirt, and red and blue striped tie, is speaking at a podium. He is holding a small black object in his right hand. The background features a white banner with the Florida Chamber of Commerce logo, an American flag on the left, and the Florida State Seal on the right.

**FLORIDA
CHAMBER**
of Commerce

Jerry D. Parrish, Ph.D. – Chief Economist
jparrish@flfoundation.org

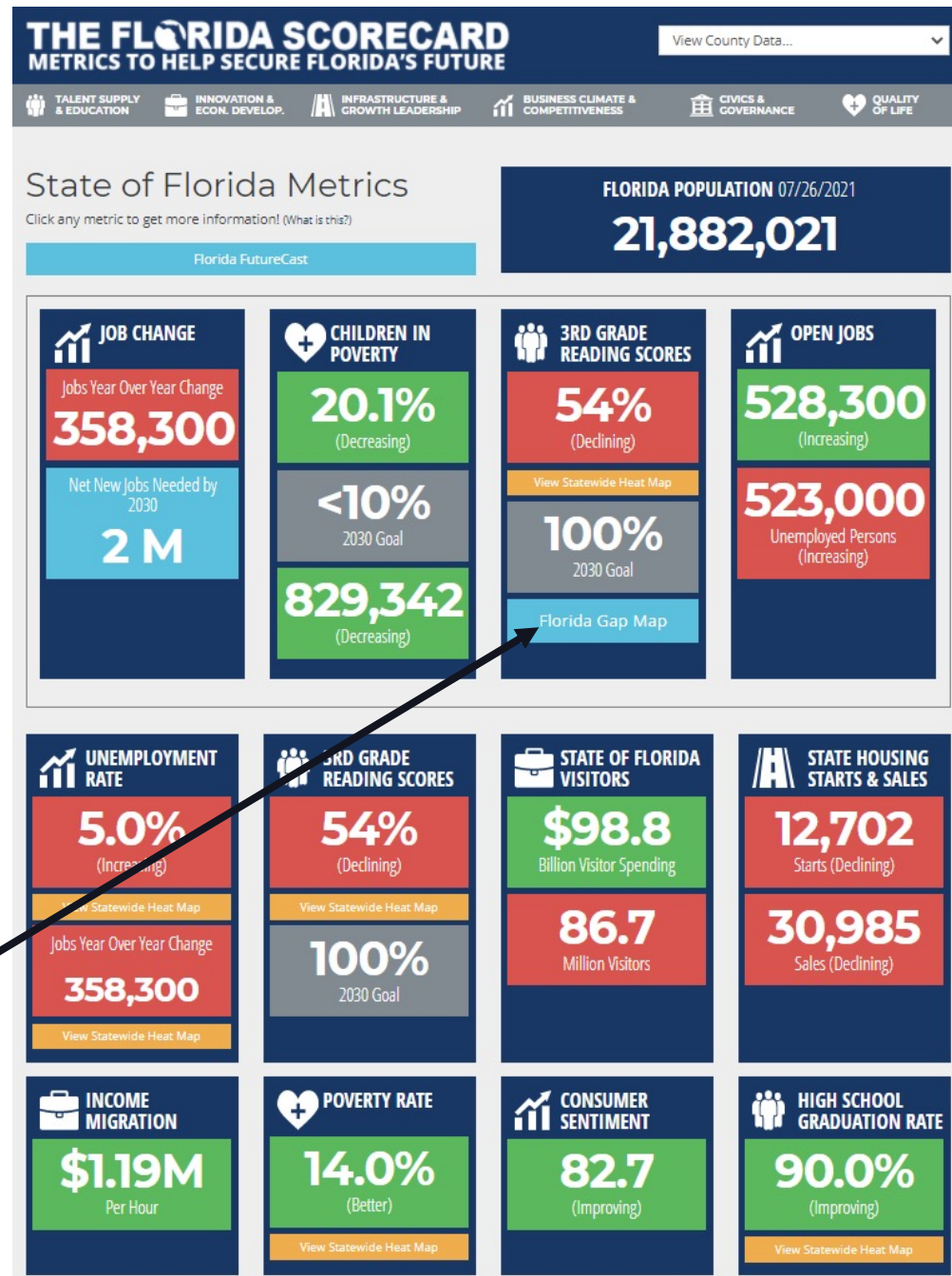
**FLORIDA
CHAMBER**
Foundation

www.theFloridaScorecard.org

Net New Jobs Needed by 2030
recently updated

Economic Data Tracker
available for embedding in
websites

Direct link to Florida Gap Map



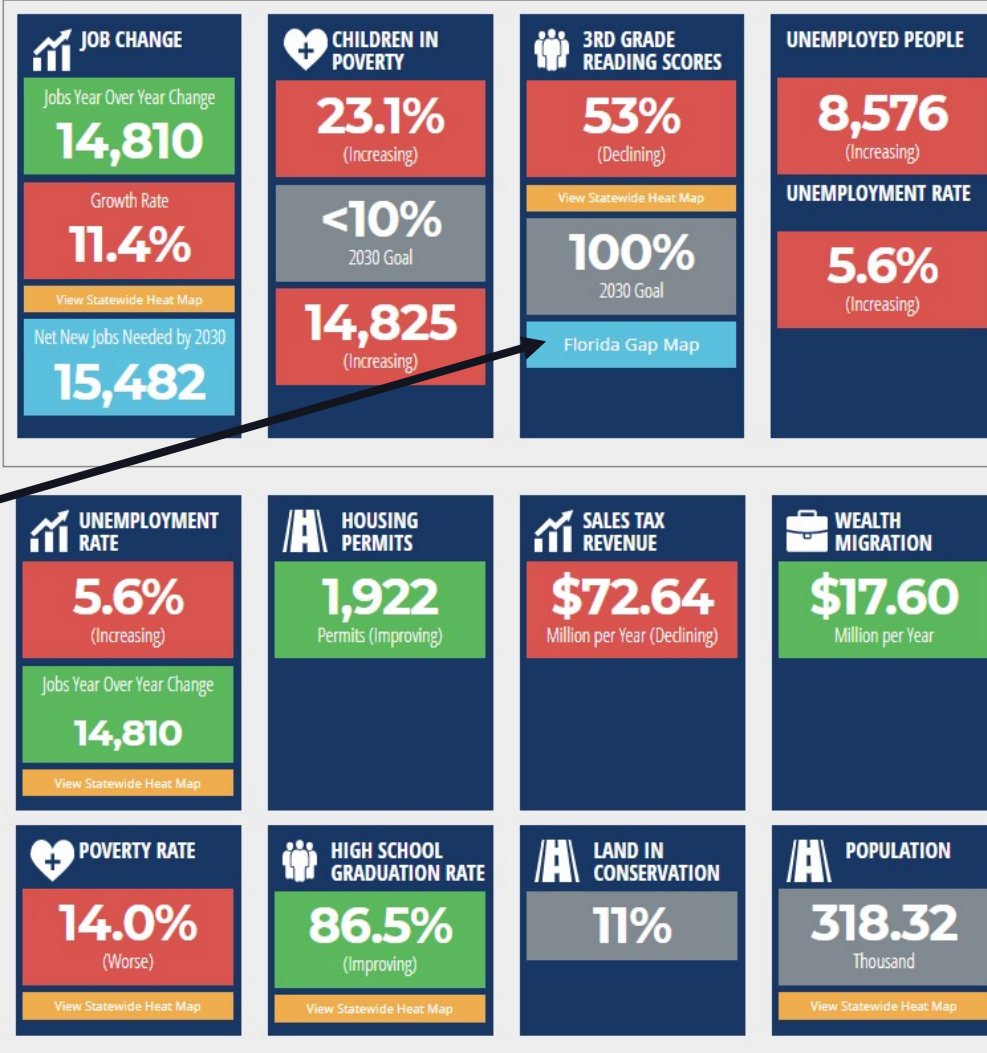


Also linked on the Talent Supply and Education Pillar at state and county levels

Escambia County Metrics (What is this?)

Escambia County FutureCast

Click any metric to get more information!



Link is also on every Florida county's front page

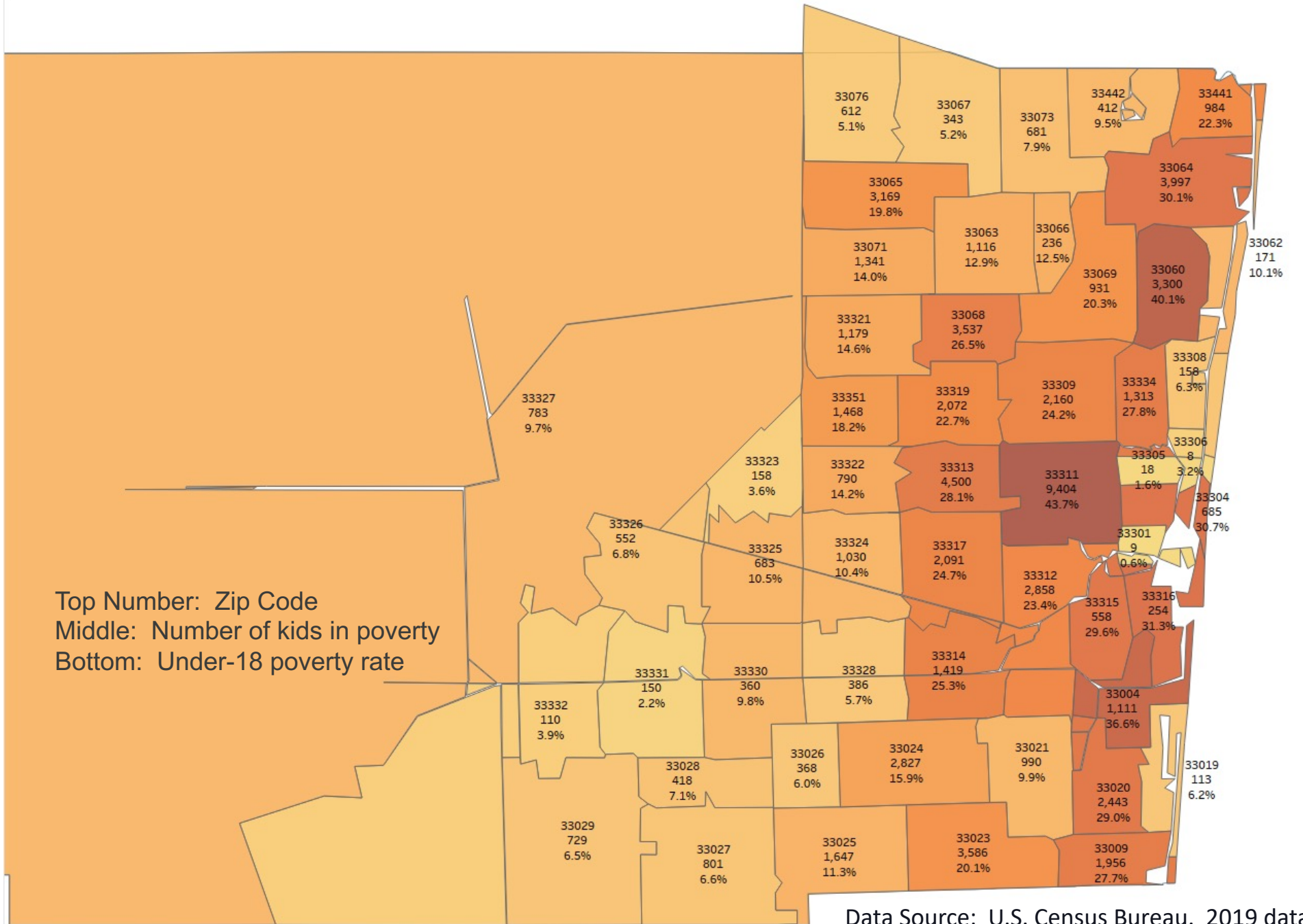
Broward County Under-18 Poverty

CHILDREN IN POVERTY

18.0%
(Decreasing)

<10%
2030 Goal

72,975
(Decreasing)



Data Source: U.S. Census Bureau. 2019 data

The Florida Gap Map

Watch the Florida Gap Map Webinar



Exploring 3rd Grade Reading Levels in Your Schools

Children entering third grade this year will be preparing to graduate from high school in 2030. To ensure they are prepared for an increasingly complex workforce, they must have a strong foundation. The Florida Chamber Foundation's **Florida Business Alliance for Early Learning Project** has been working to promote the importance of quality early learning and raise awareness among business leaders. Preparing children for school begins long before they enter the classroom which is why Florida's Kindergarten Readiness and 3rd Grade Reading Scores are such vital metrics on TheFloridaScorecard.org.

A child's future success may also be impacted by where they live. Research shows many students living in high poverty areas have fewer resources and may perform at lower academic levels than children living in higher socioeconomic income areas. The Florida Chamber Foundation's **Florida Prosperity Project** is uniting business leaders behind the effort to create equity of opportunity and end generational poverty in Florida one zip code at a time.

The **Florida Gap Map** brings together the important work of the Florida Prosperity Project and the Florida Business Alliance for Early Learning Project. This online tool gives business and community leaders throughout Florida important information on the schools in their community.

The Florida Gap Map provides the poverty rate for children under 18 and under 12 in each zip code as well as identifying the public elementary schools in each zip code. The Florida Gap Map also shows the Department of Education Florida Standards Assessments for the 2018-19 school year, identifying how many children at each school were not able to pass the 3rd Grade Reading assessment with a Level 3 or higher.

Visit the [Gap Map](#) below to learn more about your community.

Watch the videos below to hear about the Florida Gap Map from a few members of the Business Alliance for Early Learning Project Steering Committee, and to view a brief overview of the Gap Map features by Florida Chamber Foundation Chief Economist Dr. Jerry Parrish.



We want to put a focus on what we can do at the school level, the zip code level and the community level to help our kids. We can change the trajectory of what's going to happen in these kids' lives.

www.theFloridaGapMap.org

Comprehensive dashboard

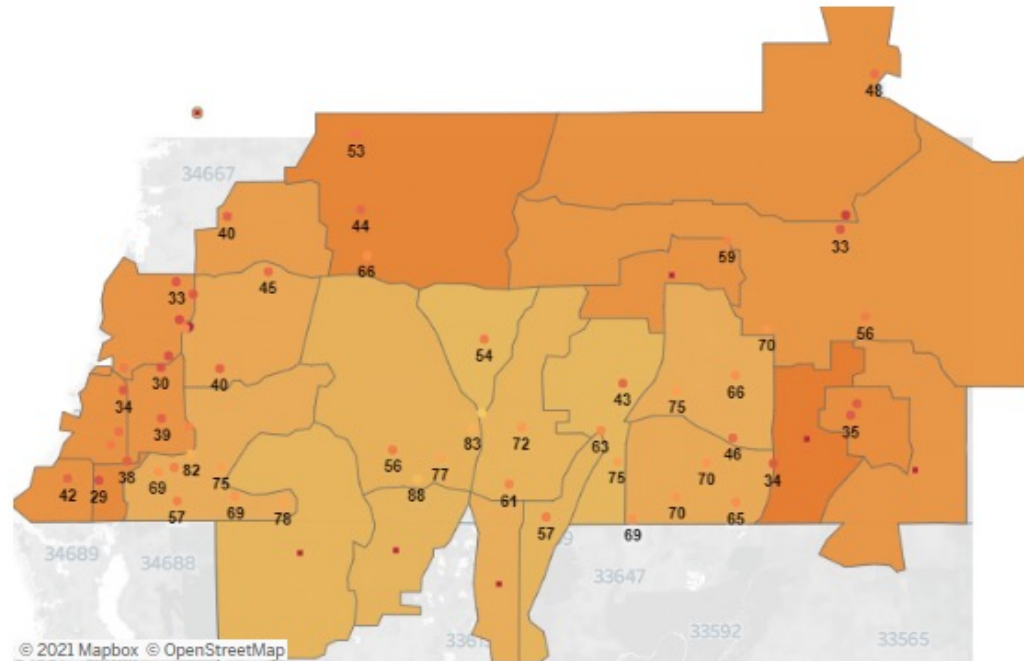
Reading scores by elementary school

Explore the map



Florida Chamber Foundation Prosperity Project

Elementary School Reading Scores by Poverty Rates of Children



The Third Grade Reading Score is the percentage of students who achieved Level 3 or Above in the 3rd Grade Reading Florida Standards Assessment. The map to the left shows each elementary school mapped with its score alongside the child poverty rate in the school's zip code.

Filter by County

Pasco County

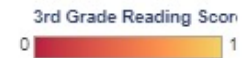
Filter by Age

Under-18

Under-18

Under-12

Map Legends



Third grade reading scores are available below for each of the elementary schools in the county. Scroll down to see all of the school listings.

Elementary School Reading Scores in Pasco County

School Name	Kids Not Reading At Grade Level	Third Grade Reading Score
ACADEMY AT THE FARM	18	70
ANCLOTE ELEMENTARY SCHOOL	35	38
ATHENIAN ACADEMY OF TECHNOLOGY AND TH..	13	69
BEXLEY ELEMENTARY SCHOOL	70	56
CALUSA ELEMENTARY SCHOOL (PASCO)	58	30
CENTENNIAL ELEMENTARY SCHOOL	29	56

Helpful Hint
 Zooming in to more detail
 Hit the "Zoom Home" button in the top left hand corner of the map before navigating to a new county



www.theFloridaGapMap.org

For all Florida Zip Codes:
of kids living in poverty
Under-18 poverty rate

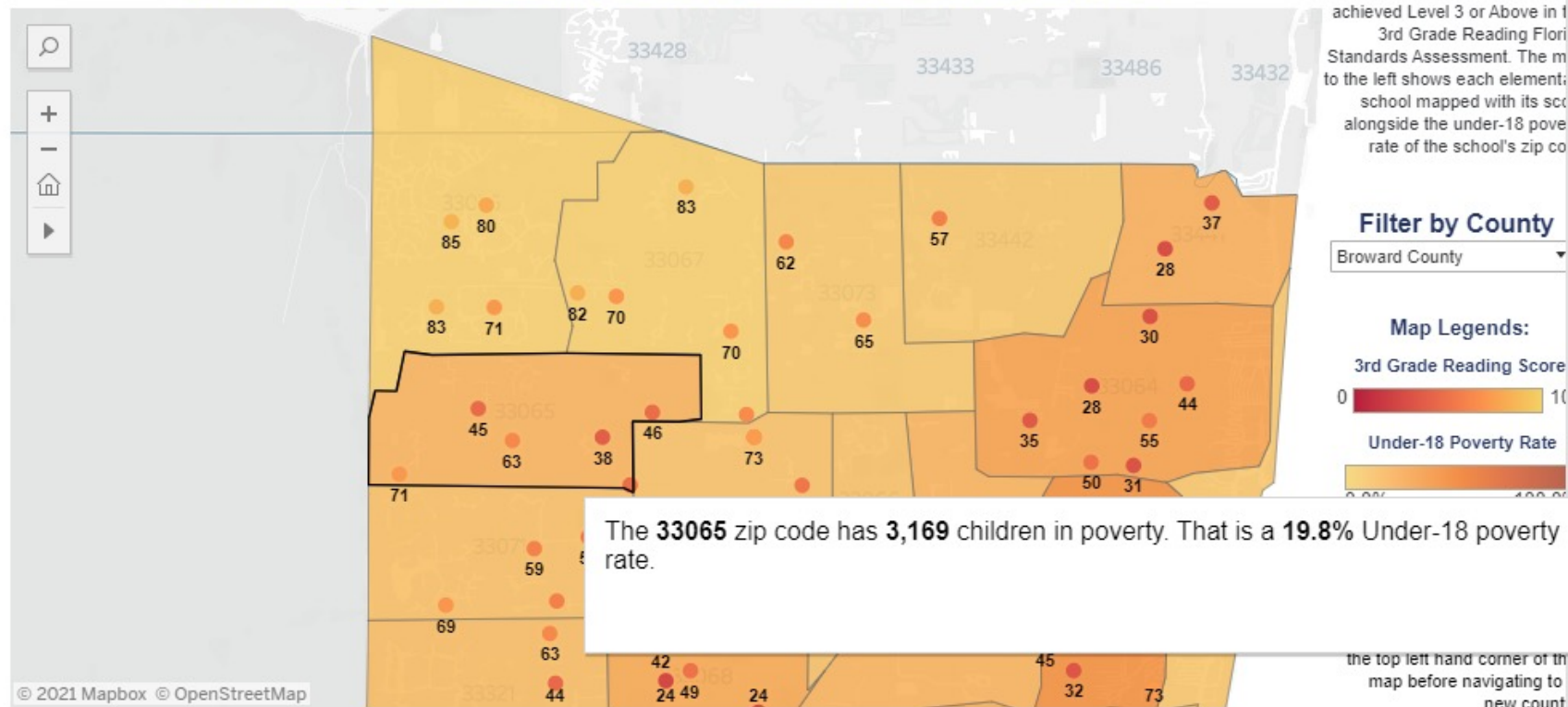
For all Florida public schools:
3rd-grade reading score
of kids not reading at
3rd grade level

Comprehensive Dashboard | Reading Scores by Elementary School | Explore the Map



Florida Chamber Foundation Prosperity Initiative

Elementary School Reading Scores by Poverty Rate of Children



For all Florida Zip Codes:
of kids living in poverty
Under-18 poverty rate

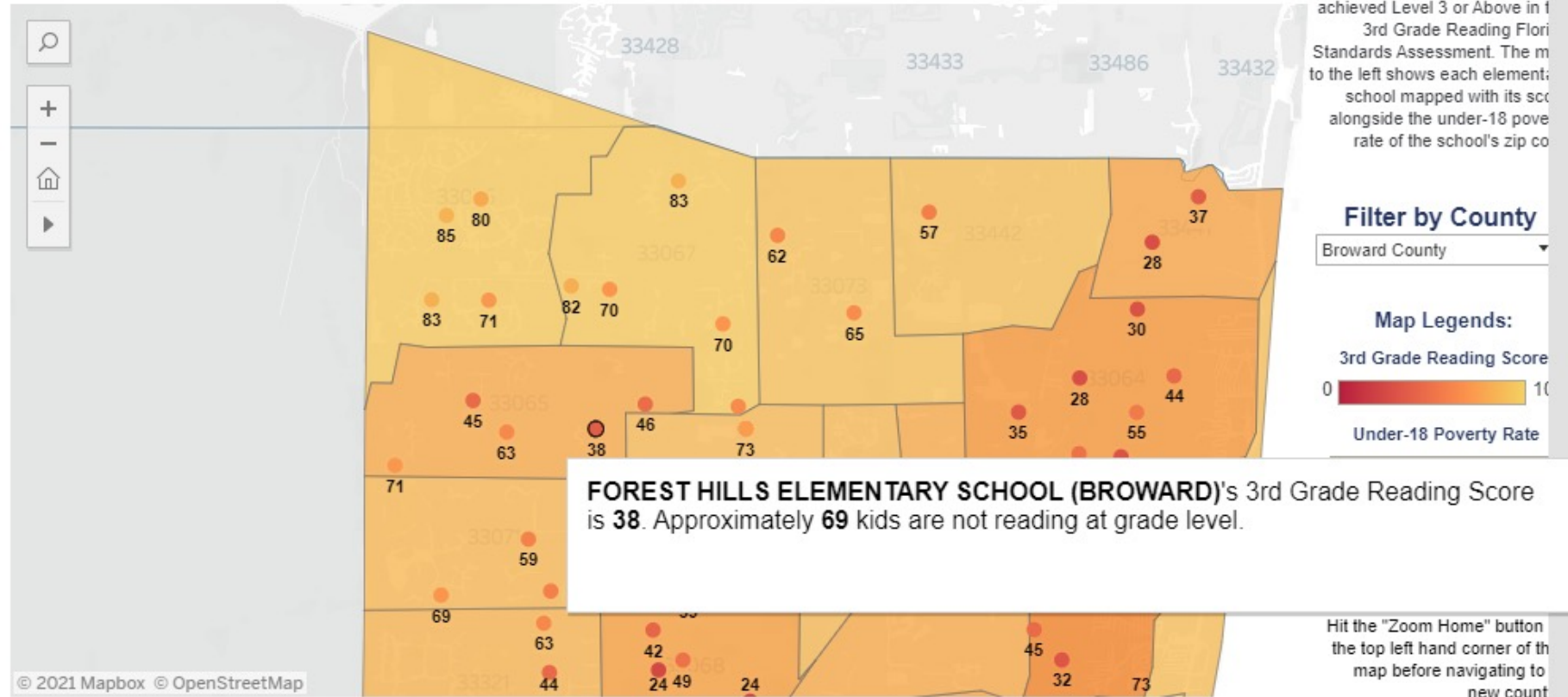
For all Florida public schools:
3rd-grade reading score
of kids not reading at
3rd grade level

Comprehensive Dashboard | Reading Scores by Elementary School | Explore the Map



Florida Chamber Foundation Prosperity Initiative

Elementary School Reading Scores by Poverty Rate of Children





Comprehensive dashboard

Reading scores by elementary school

Explore the map

School Name	Kids Not Reading At Grade Level	Third Grade Reading Score
BROOKSVILLE ELEMENTARY SCHOOL	50	45
CHALLENGER K-8 SCHOOL OF SCIENCE AND MATH	24	83
CHOCACHATTI ELEMENTARY SCHOOL	33	74
DELTONA ELEMENTARY SCHOOL	57	52
EASTSIDE ELEMENTARY SCHOOL (HERNANDO)	66	33
EXPLORER K-8	68	49
JOHN D. FLOYD ELEMENTARY SCHOOL	51	65
MOTON ELEMENTARY SCHOOL	45	46
PINE GROVE ELEMENTARY SCHOOL (HERNANDO)	69	50
SPRING HILL ELEMENTARY SCHOOL	52	54
SUNCOAST ELEMENTARY SCHOOL	50	61
WESTSIDE ELEMENTARY SCHOOL (HERNANDO)	39	43
WINDING WATERS K-8	60	61

Filter by County

Hernando County

FLORIDA
GRADE-LEVEL
READING
CAMPAIGN



AN INITIATIVE OF THE
FLORIDA CHILDREN'S COUNCIL

Bright Spots  *Silver Linings*
GLR WEEK 2021 JULY 26-30

The Florida 2030 Blueprint: Uniting Businesses For Good

15th to 10th



39 Goals

- +4 Million
- +2 Million

FLORIDA 2030
THE BLUEPRINT TO SECURE FLORIDA'S FUTURE

KEY TARGETS & STRATEGIES

FLORIDA CHAMBER Foundation
50 YEARS 1968 - 2018

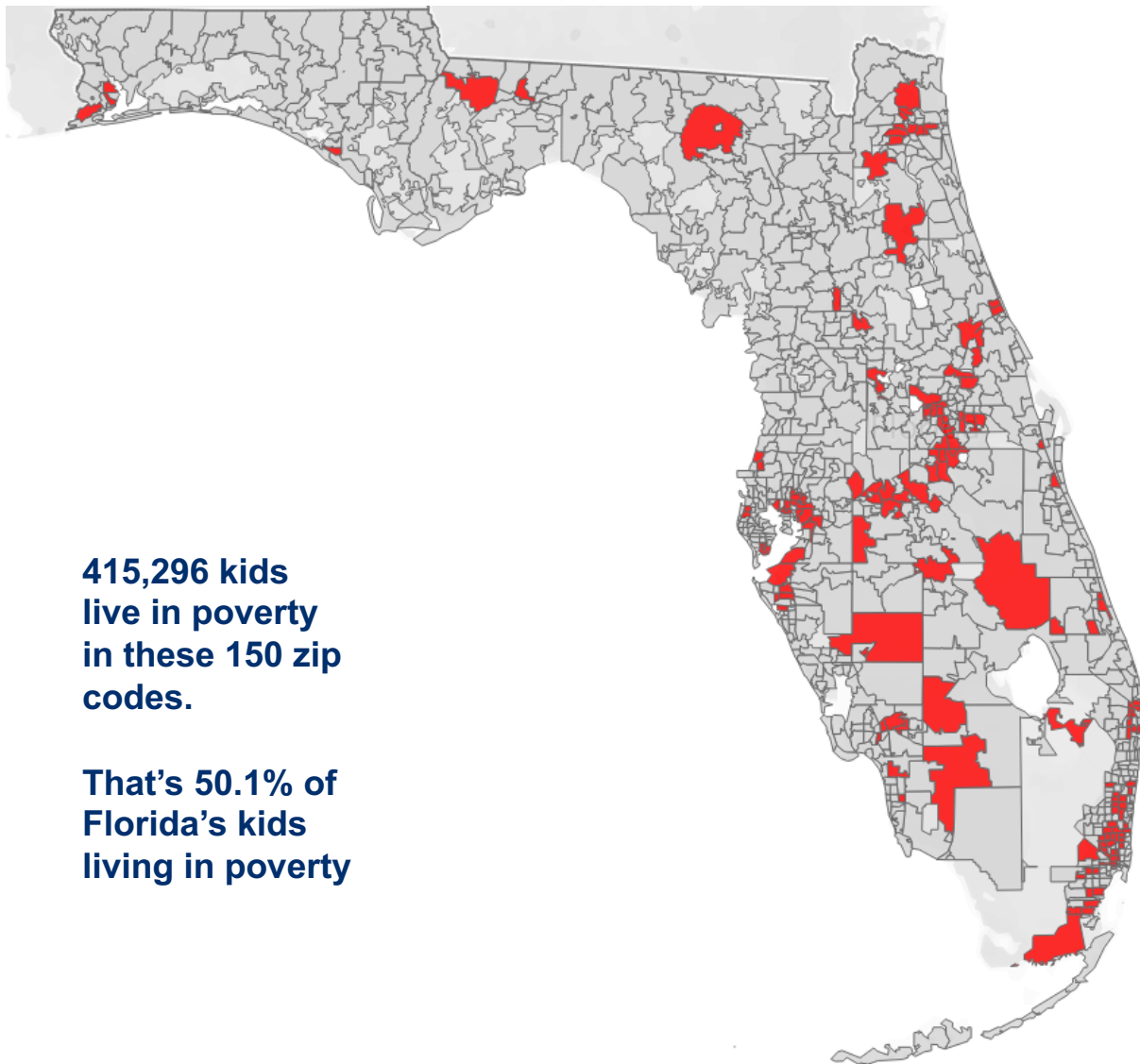
The Florida Equality of Opportunity Initiative

America's first comprehensive, Chamber-led strategy to cut childhood poverty in half, ensure all third graders are reading at grade level, and champion diversity and inclusiveness in the workplace



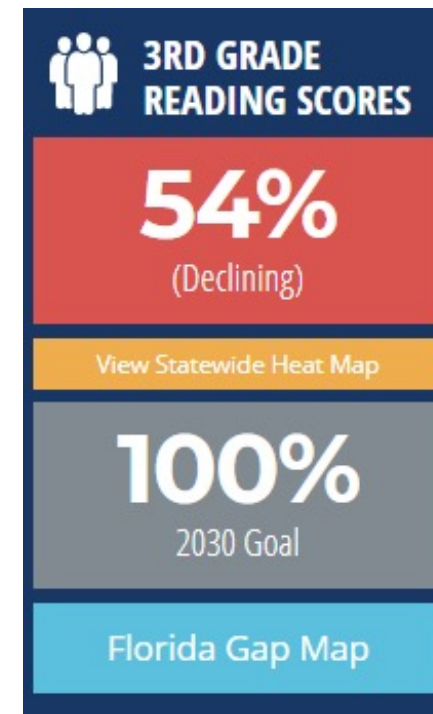
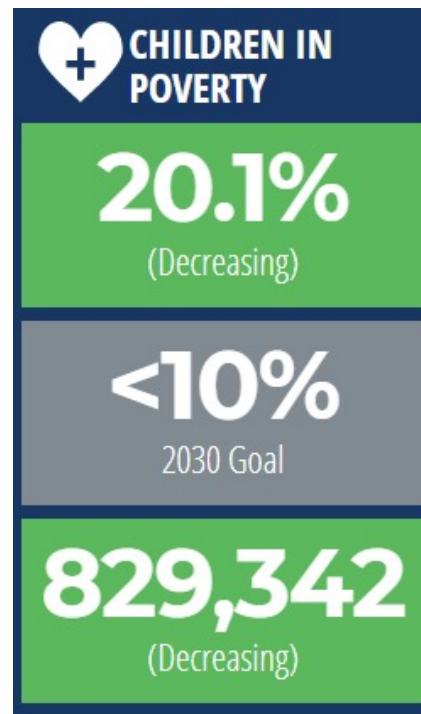
FLChamber.com/EqualityFL

State-Of-The-Art Mapping to Identify the Gaps in Each Community



415,296 kids live in poverty in these 150 zip codes.

That's 50.1% of Florida's kids living in poverty



The Florida Gap Map Shows That Zip Codes Matter

The Difference of Just One Mile

32312

Number of Children in Poverty: **546**

Percentage of Children in Poverty: **7%**

Demographics:

- White: 77.3%
- Black: 10%
- Hispanic: 4.4%

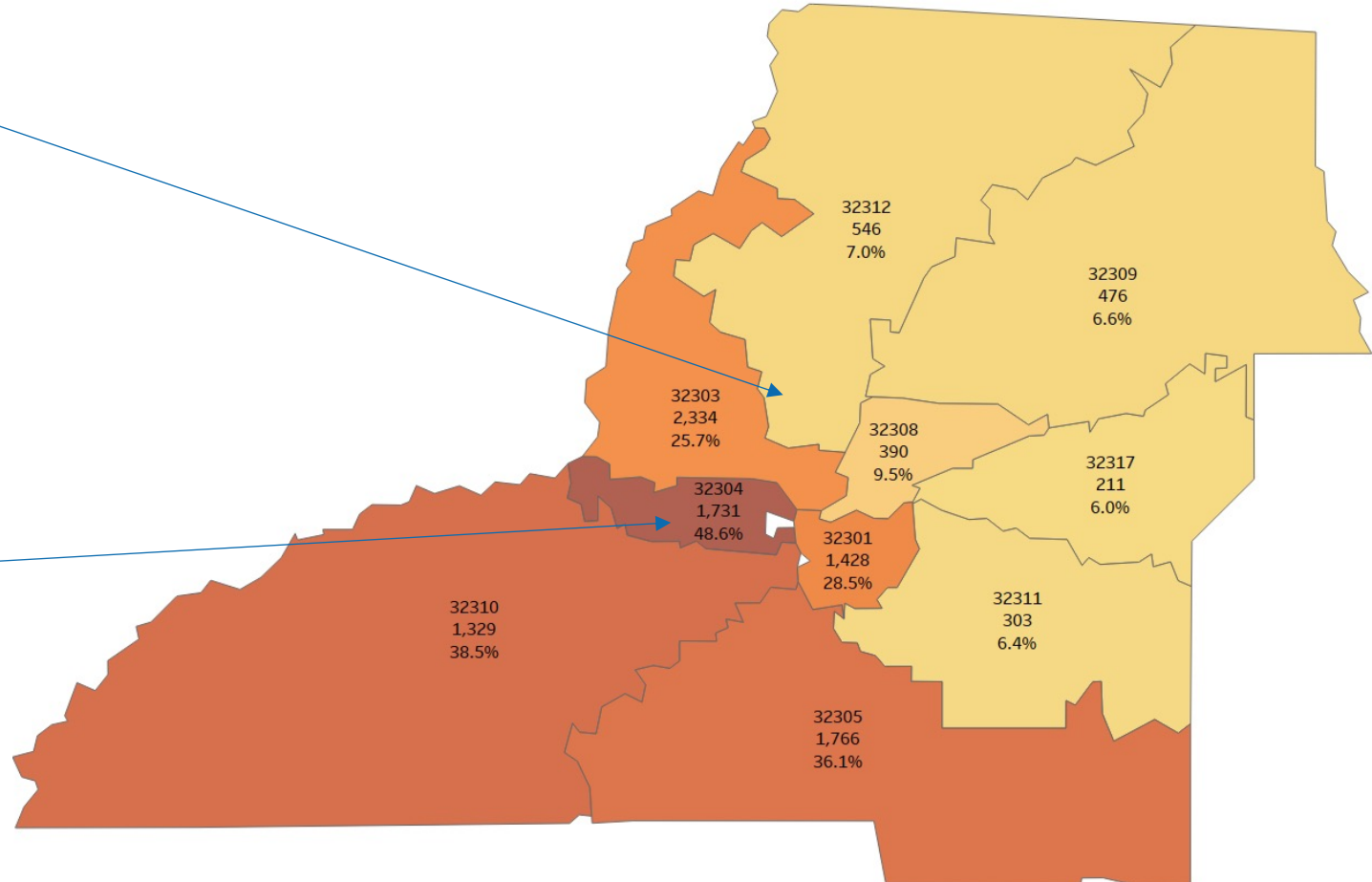
32304

Number of Children in Poverty: **1,731**

Percentage of Children in Poverty: **48.6%**

Demographics:

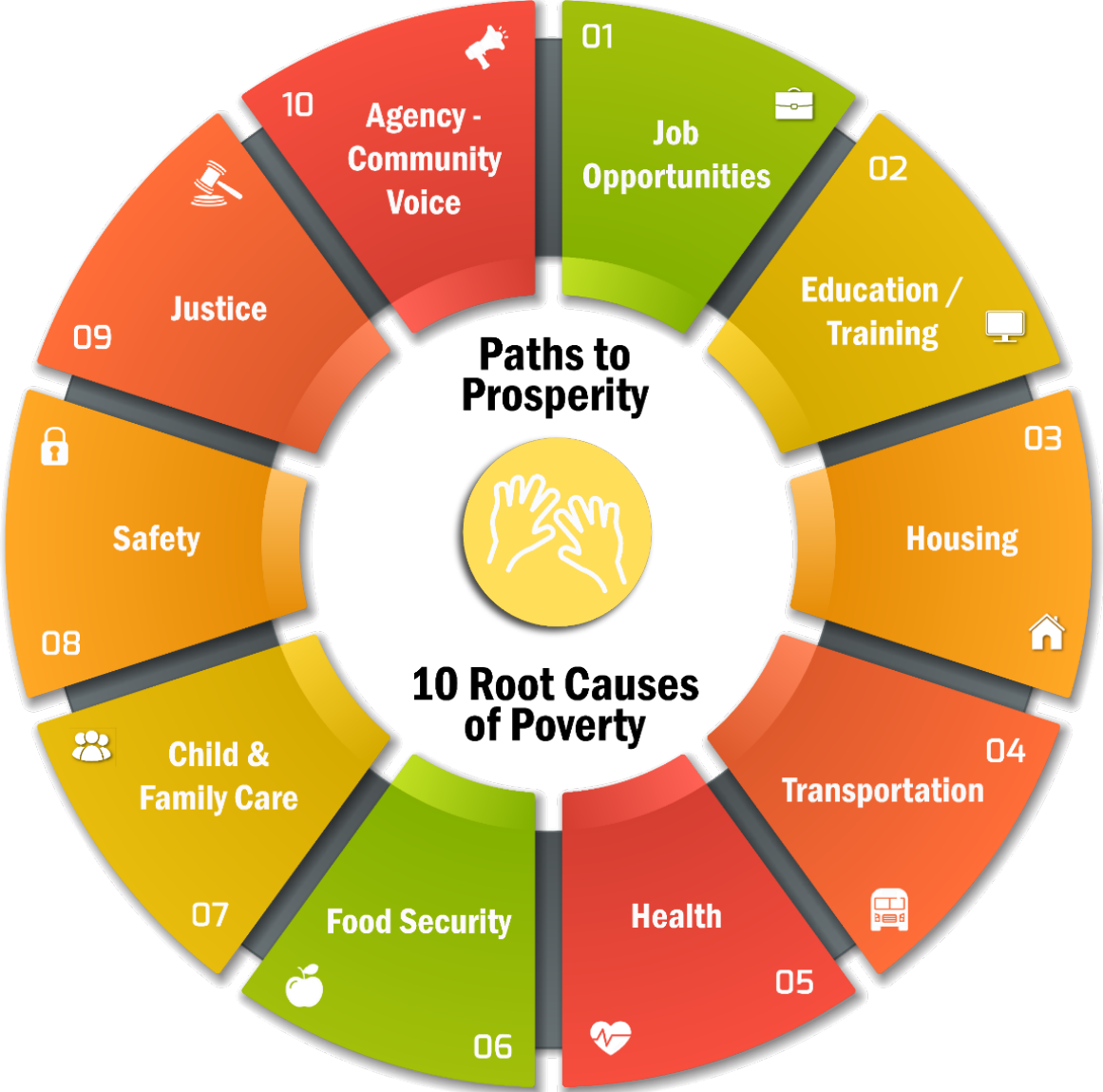
- White: 47.6%
- Black: 35.9%
- Hispanic: 9.1%



Top Number: Zip Code
Middle: Number of kids in poverty
Bottom: Under-18 poverty rate

Data Source:
TheFloridaGapMap.org

Diagnosing and Addressing Challenges at The Root Cause



Your Zip Code Dictates Your Opportunities

Root Cause Metrics	32304	32312
Jobs Opportunities	Median Household Income: \$23,638	Median Household Income: \$100,360
Education	25+ w/o Highschool Diploma 13.8%	25+ w/o Highschool Diploma 2.3%
Housing	Renter-occupied units: 87.7%	Renter-occupied units: 16%
Transportation	Homes With No Vehicle: 13%	Homes With No Vehicle: 1.2%
Health	Medicaid Coverage Under 19: 36.4%	Medicaid Coverage Under 19: 9.5%
Food Security	SNAP: 15.2%	SNAP: 4.6%
Child & Family Care	Percentage Age 3-4 Enrolled In School: 58.1%	Percentage Age 3-4 Enrolled In School: 77.4%



1,000 Jobs
For 1,000
Youth



TCC2WORK



Kearney
Center –
The
Dwellings



TCC Dental
Hygiene

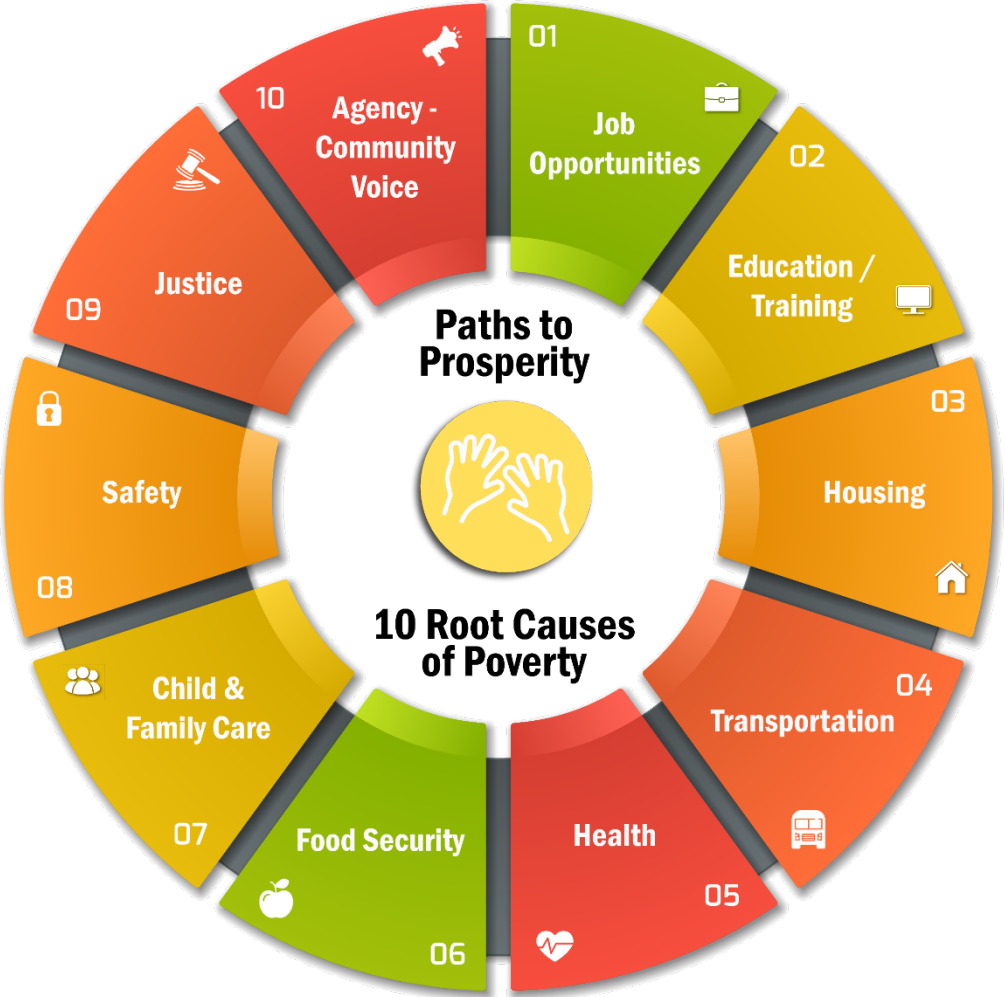


Moore
Serves
Community
– 20,000+
Meals



America's First Chamber-Led Approach Working Holistically To Cut Childhood Poverty In Half

The Florida Model



- 1 Statewide Advisory Board to underwrite and advise the Florida Prosperity Project's efforts
- 2 Technical Advisory Partners with an expertise in childhood poverty and programming
- 3 County Project Leaders to convene county efforts and guide county-specific projects
- 4 Zip Code Leaders to ensure the unique challenges in each community are met by unique solutions
- 5 Root Causes Leaders to guide the necessary support in each neighborhood

Get Involved

Join The Equality of Opportunity Initiative

“This Florida Chamber Foundation initiative is aimed at unifying business leaders to ensure every Floridian is given an equal opportunity to secure their future.”



Join The Movement

Kyle Baltuch – Sr. VP of Equality of Opportunity

kbaltuch@FLfoundation.org

850-521-1218

FLORIDA
GRADE-LEVEL
READING
CAMPAIGN



AN INITIATIVE OF THE
FLORIDA CHILDREN'S COUNCIL

Bright Spots  *Silver Linings*
GLR WEEK 2021 JULY 26-30



GLR WEEK 2021 JULY 26–30

Bright Spots and Silver Linings

Last chance to view No Small Matter!

The **No Small Matter Documentary** will be available for a free public screening 24 hours a day between **July 26-29!** Share with anyone wanting to view this powerful film on the importance of early learning.

Viewing Link: <https://vimeo.com/514063687> Password: GLRweek2021





GLR WEEK 2021 JULY 26–30

Bright Spots and Silver Linings

Friday, July 30 -- 1:00 - 2:00pm ET

The Importance of Good Attendance: Local, State and National Data & Strategies - Join Florida GLR Campaign as we host Hedy Chang, Executive Director and President of Attendance Works, and Indian River Schools Superintendent, Dr. David Moore, as they share current attendance data along with outreach and engagement strategies necessary for promoting good student attendance as we return to school this fall.

Florida GLR Campaign will also be debuting our new Attendance Awareness public service announcement during this webinar and sharing more on our collaboration efforts with the Florida PTA Florida Attendance Campaign for Student Success.

Register here: <https://bit.ly/GLRFriday>



FLORIDA
GRADE-LEVEL
READING
CAMPAIGN



AN INITIATIVE OF THE
FLORIDA CHILDREN'S COUNCIL

Bright Spots



Silver Linings

GLR WEEK 2021 JULY 26-30

Thank you for joining us today!